




PELICAN PUBLISHING COMPANY

1000 BURMASTER ST. GRETNA, LA 70053 • 504-368-1175 FAX 504-368-1195
E-MAIL ADDRESS: sales@pelicanpub.com • WWW ADDRESS: http://www.pelicanpub.com

Study Guide for
Pennsylvania Dutch Night Before Christmas
By Chet Williamson
Illustrated by James Rice



Activities included in this study guide:
Compare and Contrast
Traditions
Games
A Maze
Recipes

Study guide created by
Pamela Albers
Pelican Publishing Co.

**Worksheet to
Photocopy**

COOK UP A MERRY CHRISTMAS WITH TRADITIONAL PENNSYLVANIA DUTCH RECIPES

Shoo-Fly Pie

You may have heard of this Pennsylvania Dutch favorite. Despite its name, it doesn't really contain flies! The name comes from early settlers who had to shoo the flies away from the sweet and sticky pies. Remember; if you are going to try the recipe, ask an adult to help you! Enjoy!!

Recipe:

Make a liquid of the following:

½ tbs. of baking soda dissolved in ½ cup boiling water

½ cup molasses

1 egg yolk (beaten well)

Make crumbs of the following:

¾ cup of flour

½ cup dark brown sugar

2 tbs. shortening

¼ tsp. salt

½ tsp. cinnamon

⅛ tsp. nutmeg

⅛ tsp. ginger

Mix dry ingredients together, then work in the shortening. Line a pie pan with pastry shell. (You can use a pre-made, frozen pie shell or make one from scratch). Fill pastry with alternate layers of liquid and crumbs. Put crumbs on top and bake in hot oven at 400 degrees until the edges of the crust start to brown. Reduce heat to 325 degrees and bake about 20 minutes more or until firm.

Amish Friendship Bread

Starter for the Bread (DO NOT refrigerate)

3 cups flour

3 cups sugar

3 cups milk

Day 1 – Mix 1 cup milk, 1 cup sugar, and 1 cup flour.

Days 2 through 4 – Stir each day.

Day 5 – Add 1 cup milk, 1 cup sugar, and 1 cup flour.

Days 6 through 9 – Stir each day.

Day 10 – Add 1 cup milk, 1 cup sugar, and 1 cup flour.

Into each of three (3) containers put 1 cup of the mixture. Give to three (3) friends or keep one for yourself as a starter and give two (2) away.

With remaining batter make the bread:

Bread:

2/3 cup oil

2 cups flour

1 cup sugar

3 eggs

1 ½ tsp. baking soda

1 ½ tsp. cinnamon

1 ½ tsp. salt

1 ½ tsp. baking powder

Add these ingredients to the starter. Pour the mixture into 2 loaf pans or 1 Bundt cake pan that has been greased and floured. Bake at 350 degrees for 45 to 50 minutes. You can also add raisins, nuts, apples, bananas, etc. if you desire.

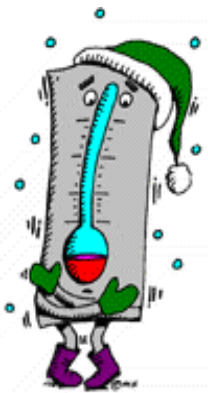
Makes 2 loaves or 1 Bundt cake.

Mazed™ "Santa Claus"

by Isaac Thayer



		FREE		



YULETIDE BINGO!

Think of as many Christmas words as you can and write them on a list or on the blackboard. Also write them on small pieces of paper and put them in a box. Choose 24 of the words to write in the squares on your bingo card. Have your classmates, family, or friends do the same. Ask someone to pull a word from the box and call it out. If the word is on your bingo card, use a marker (these may be pennies, game pieces, tiny cut-up paper pieces, or math cubes, etc.) to cover it. Keep going, and the first person to have 5 words in a row covered (up-and-down, across, or diagonally) wins! The winner gets to pull the Christmas words from the box for the next game. Have fun and Merry Christmas!


MEMORY GAME

Let's play the "Do you remember?" game!

First, open your book, *Pennsylvania Dutch Night Before Christmas*, to the page of the cows climbing up on the roof of the house. Look very carefully at everything on the two pages. Look at the cows, the presents in the wagon, the house, old Belsnickel, and the cat. Take your time.

Now, close your eyes and try to remember what was on the page. Close the book. Write or draw the answers to these questions. No peeking back into the book! Just close your eyes and try to imagine the picture. When you finish, you can open the book and check to see how many answers you really did remember. Have FUN!

- * What was the color of the sleigh?
- * What is Belsnickel doing in the picture?
- * How many cows are on the roof?
- * How many cows are on the ground?
- * How many toy sacks are on the ground?
- * What color is the chimney?
- * Is there a moon in the sky?
- * What is the cat doing?



These are much harder questions, so you can peek for these answers!

- * How many windows in the house?
- * How many red presents are there on the wagon?
- * How many blue presents?
- * How many purple presents?
- * How many green presents?
- * How many yellow presents. What is the total number of presents?

DRAW SOME PRESENTS IN THE SPACE BELOW!



COMPARE AND CONTRAST

Although many cultures have a “Santa Claus,” they are not all the same. In Pennsylvania Dutch country, the children call their Santa the Belsnickel. Belsnickel is a crotchety old man, thin and bearded, wearing a long coat that comes down to his feet. In one hand he carries a bag of treats, and in the other he has switches, apparently to spank bad children, though there is no recorded occurrence of this EVER happening.

Instead of coming down the chimney, the Belsnickel usually knocks on the door and is admitted by the parents. The Belsnickel then grills the children on their behavior during the past year. Though he may frighten them with the switches, all get treats.

Can you find things that are the same and things that are different between Belsnickel and Santa Claus as we know him in the United States? Find a copy of *The Night Before Christmas* and look at how Santa Claus is different from, or the same as, Belsnickel. Make a list below.

Things that are the same

Belsnickel

Santa Claus

Things that are different

Belsnickel

Santa Claus

DRAW A PICTURE OF HOW YOU THINK SANTA CLAUS LOOKS.



PELICAN PUBLISHING COMPANY

1000 BURMASTER ST. GRETNA, LA 70053 • 504-368-1175 FAX 504-368-1195
E-MAIL ADDRESS: office@pelicanpub.com • WWW ADDRESS: http://www.pelicanpub.com

PENNSYLVANIA DUTCH NIGHT BEFORE CHRISTMAS

By Chet Williamson

This retelling of the Christmas classic by Clement C. Moore blends Santa Claus with the traditional Pennsylvania Dutch figure of the Belsnickel, a thin, cantankerous old man who visits children before Christmas and rewards, or punishes, them based on their behavior.

The fun begins Christmas Eve when the Belsnickel arrives on an old-fashioned plow pulled by cows and steers. Havoc and humor erupt when the Yuletide load proves a little too heavy for the farmer's roof! The distinctive Pennsylvania Dutch dialect and the hilarious antics of the crotchety old Belsnickel will make this new addition to Pelican's regional Night Before Christmas series a holiday favorite your family will enjoy reading aloud again and again.

ABOUT THE AUTHOR

Chet Williamson is an award-winning writer of fantasy, horror, and science fiction. Over eighty of his short stories have appeared in such publications as *The New Yorker*, *Esquire*, *Magazine of Fantasy and Science Fiction*, and many other magazines and anthologies. He has been a final nominee for the World Fantasy Award, the Mystery Writers of America Edgar Award, and the Horror Writers Stoker Award. Williamson, who is also a trained actor, lives in Elizabethtown, Pennsylvania. This is his first children's book.

PENNSYLVANIA DUTCH NIGHT BEFORE CHRISTMAS

By Chet Williamson

Illustrated by James Rice

32 pp. 8½ x 11

31 color illus.

ISBN: 1-56554-721-7 \$15.95

Audiocassette

Boxed

Running time: 24 minutes

ISBN: 1-56554-839-6 \$9.95

