


There Was an Old Gator Who Swallowed a Moth Craft

Supplies:




Green and white construction paper

Craft scissors


Glue or tape

Black Marker


Instructions:




Draw an outline of Old Gator on the green paper. Be sure to include bumps on top for his eyes.



Draw some sharp teeth on the white paper.



Color in black circles for Old Gator's eyes.



Cut out the sharp teeth.

Glue or paste on the teeth.



Cut out the outline of the Old Gator.

Old Gator is finished! Keep an eye on Old Gator. You do not want him to swallow anything else!