




**PELICAN PUBLISHING COMPANY**

1000 BURMASTER ST., GRETNA, LA 70053-2246 • 504-368-1175 FAX 504-368-1195

E-MAIL ADDRESS: [promo@pelicanpub.com](mailto:promo@pelicanpub.com) • WWW ADDRESS: <http://www.pelicanpub.com>

## Study Guide for



**Activities in this study guide include:**

**Compare and Contrast**

**Poetry writing**

**Dino history**

**Arts and crafts**

**Dinosaur fast facts**

Study Guide Created by  
Pamela Albers  
Pelican Publishing Company

## Dinosaur Arts and Crafts

( So easy even a T-rex with a peanut-sized brain can do them!)

### Finger Puppets

#### Supplies needed

Stiff paper

Scissors

Markers or crayons

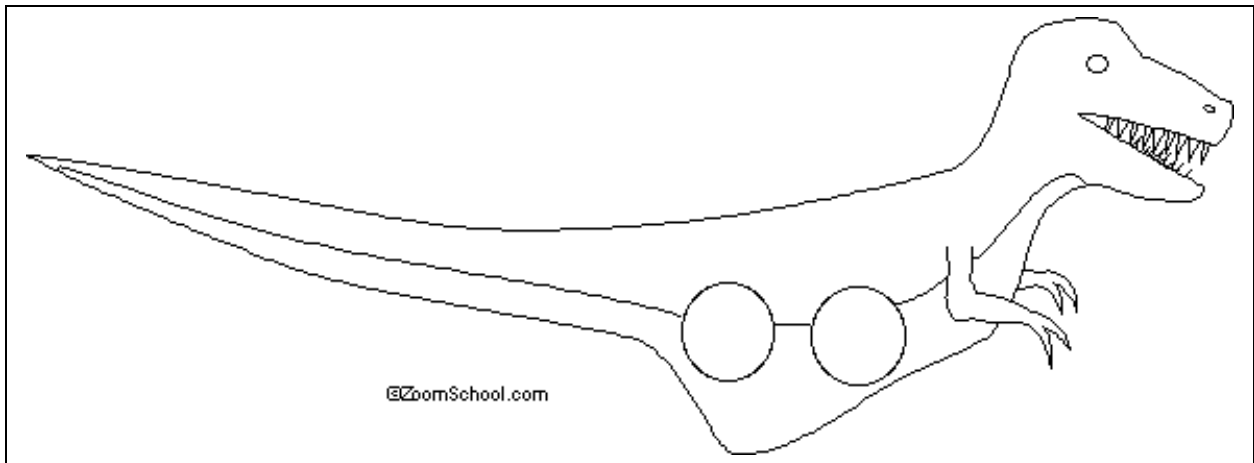
Googly eyes, glue

Trace the template on to stiff paper.

Cut out the finger puppet and the finger holes.

Decorate the puppet with crayons or markers

Optional: glue on googly eyes.



# Brachiosaurus

NAME \_\_\_\_\_

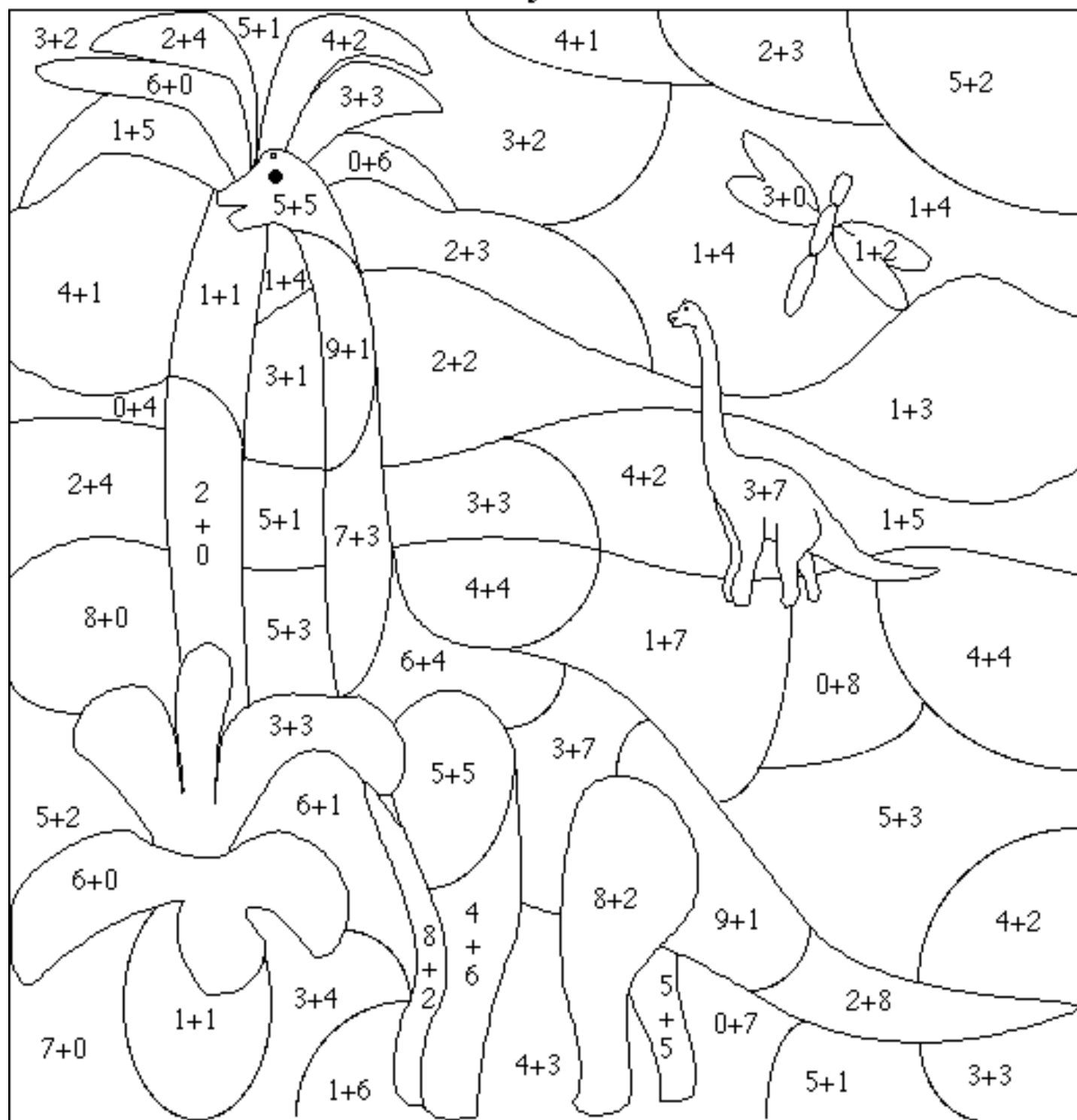
2=brown  
3=pink

4=purple  
5=blue

6=green  
7=yellow

8=orange  
9=red

10=gray



## Dinosaur Arts and Crafts

(So easy even a T-rex with a peanut-sized brain can do them!)

### Hatchable Dinosaur Egg

More Kinder Crafts

This is a great way to make HUGE, hatchable, papier-mâché dinosaur eggs. If you make a bunch of these eggs a few days in advance, they can be decorated at a party.

#### SUPPLIES NEEDED:

- One balloon for each dinosaur egg
- A lot of old newspaper and/or brown-bag paper
- Flour-water glue (instructions below)
- Paints (tempera works well) and markers

#### Flour-water glue

Make a simple, thin glue from flour and water (boiling gives it a nice consistency). Mix 1 cup of flour into 1 cup of water until the mixture is thin and runny. Stir into 4 cups of boiling water. Simmer for about 3 minutes, then cool.

Have children tear a lot of strips of newspaper and/or brown-bag paper. Strips should be about 1 inch wide; the length doesn't really matter.

Blow up a balloon for each child. For an extra-special dinosaur egg, put a small, plastic dinosaur inside the balloon before blowing it up.


Dip each strip of paper in the flour-glue and wrap around the balloon. Have at least two layers surrounding the balloon. Let it dry (at least overnight) after each layer.

Let the dinosaur egg dry for a few days. When it is dry, you can pop and remove the balloon from inside the egg. After the dinosaur egg is completely dry, decorate with paint or markers. Let the children know that no one knows what color the dinosaurs' eggs were. Also, some dinosaurs dug nests out of sandy soil and some just laid their eggs on the ground. Maybe the eggs were camouflaged to blend in with twigs, sand, mud, or fallen leaves.

You can later "hatch" your egg and find a tiny dinosaur.

\* For other dinosaur craft ideas visit [www.enchantedlearning.com](http://www.enchantedlearning.com)

#### Dino Fast Facts



#### Stegosaur

- \*Meaning "Covered Lizard" or "Roof Lizard"
- \*Plant eater
- \*Very small head with a tiny brain and toothless beak
- \*Large, flat, bony, triangular plates along its back
- \*A heavy, spiked tail for protection
- \*Walked on four legs, but the back legs were twice as long as its front legs

## Long, long time ago . . .


**D**inosaurs lived a really long time ago- millions of years ago in fact. The dinosaurs lived in a period of time during the development of the earth called the Mesozoic Era (230-65 million years ago). During the Mesozoic Era, the Earth was very different than it is now. The climate was warmer, the seasons were very mild, the sea level was higher, and there was no polar ice. Even the shape of the continents was different.

Toward the beginning of the Mesozoic Era, there was a depleted ecosystem worldwide. Many of the old life forms had just gone extinct in the Permian Extinction, the world's largest mass extinction. This was followed by an explosion of new life forms, which included the dinosaurs and mammals, and later birds and flowering plants.

The Mesozoic Era lasted about 180 million years and it is divided into three periods, the Triassic, the Jurassic, and the Cretaceous. During the Mesozoic Era dinosaurs dominated Earth.

### Triassic

During the Triassic Period (230-190 million years ago) the first small dinosaurs and mammals developed. The Triassic began after a major extinction wiped out most of the life forms on Earth. The end of the Triassic was also marked by a worldwide extinction.



### Jurassic

The Jurassic Period (190-140 million years ago) was the time in which dinosaurs began to flourish. Giant sauropods appeared along with many other dinosaurs. The first primitive birds and flowering plants also appeared.

### Cretaceous

The Cretaceous Period occurred 140-65 million years ago. This is when most of the dinosaurs lived and flourished. The first ants and butterflies developed during this period. There were flowering plants on Earth then too. The Cretaceous Period ended with the extinction of the dinosaur and many other prehistoric animals.

#### Dino Fast Facts

##### Brachiosaur

Another name for me is "Arm Lizard."  
I was about 85 feet (26m) long and weighed about 33 to 80 tons. I had a very long neck and a small head. I had sharp, chisel-like teeth and nostrils on top of my head





## What do you see?? A memory game



**H**ere is a fun game. Open your copy of *The Three Little Dinosaurs* to the page of T-rex sitting at his desk thinking and writing in his journal. Like most really great picture books, this book has many interesting details in the pictures. Look very carefully at the picture for a couple minutes—then close the book. Now let’s see if you can remember some details. . . . NO peeking!!

What is T-rex wearing on his head?

What kind of dinosaur is pictured in the calendar hanging on the wall?

With what kind of pen is T-rex writing?

What kind of slippers is T-rex wearing?

Is T-rex wearing glasses in the picture?

Is the garbage can full or not?

Very good!

NOW—here are some questions that are a bit trickier—you can look in the book to answer these.

What kind of socks is T-rex wearing?

Is there a Band-Aid on his tail?

What kind of animal is peeking out of the hole in the wall?

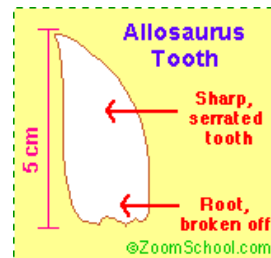
How many books are on the floor next to T-rex’s tail?

What color is the ribbon bookmark in T-rex’s journal?

What month is on the calendar?

Great Job!!

Whoa – that’s one  
BIG tooth!



@ZoomDinosaurs.com

Pelican Publishing Company  
www.pelicanpub.com

## Dino Fast Facts

### Tyrannosaur

**T-rex was a huge meat-eating dinosaur that lived during the late Cretaceous Period, about 140 million to 65 million years ago. T-rex lived in a humid, semi-tropical environment, in open forests with nearby rivers and in coastal forested swamps. The seasons were mild.**

**The Tyrannosaur was up to 40 feet (12.4 m) long, about 15 to 20 feet (4.6 to 6 m) tall. The arms were only about 3 feet (1 m) long. Tyrannosaurus Rex was roughly 5 to 7 tons in weight.**

# Dino Prose and Poetry

## Dino Poetry

Here is a great idea to help students get started writing funny dinosaur poetry.

\*First of all, think of a situation a dinosaur could be in. Look in your book *The Three Little Dinosaurs*—those little dinos get in to all kinds of situations. Think about it for a while. Your idea may be about a dinosaur eating lunch, a dinosaur who can't dance, or a dinosaur who is afraid of the dark. Or it could be about something in the book.

\* Next, make a list of some words that you might use in your poem (for example, lunch, bunch, munch, shoe, two, think, drink, grin, them). If you want to write rhyming poetry, try to think of pairs of rhyming words.

\* Then think of a great name for your dinosaur and what type of dinosaur you want to write about.

Now it's time to start writing the poem. Think of what your dinosaur would be doing or thinking, and describe them in short descriptive sentences or phrases.

Begin with a clear introductory sentence. If your poem is to rhyme, write the second sentence having it end with a rhyming word.

Keep going until you have told a story or described a funny scene.

Last but not least—give your masterpiece a title. Then draw a picture illustrating your poem.

---

---

---

---

---

---

---

---

---

---

---

---

---

---

---

---

---

---

---

---

---

---

---

---



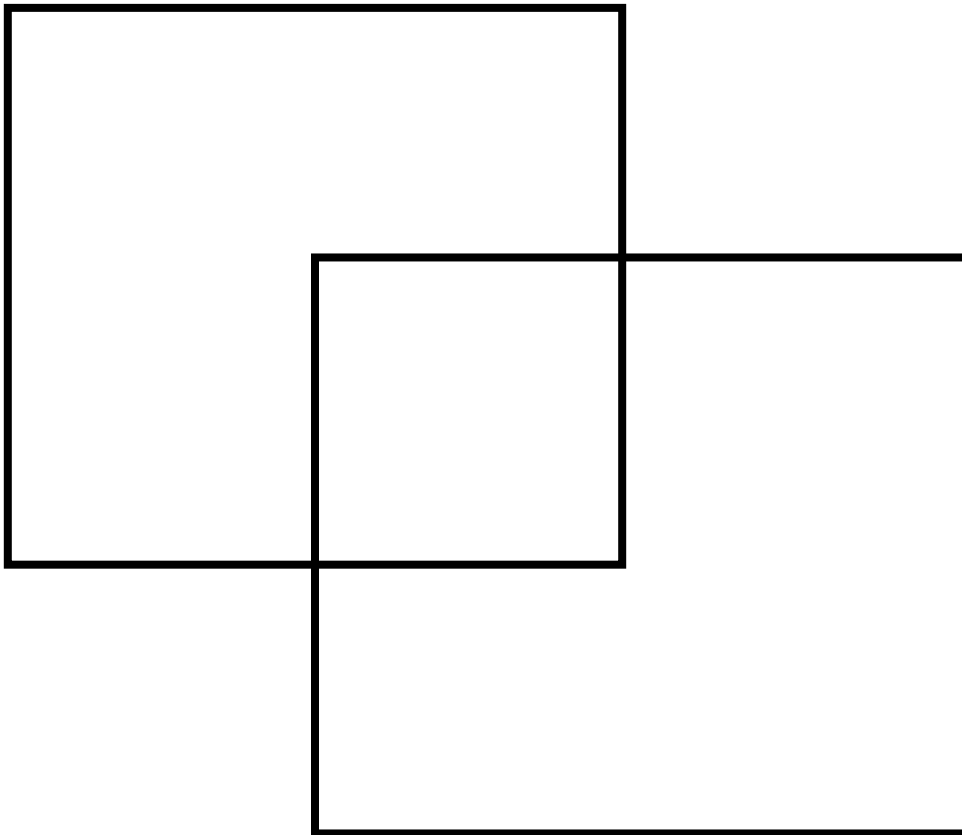


## Compare and Contrast




Probably everyone has read the story of *The Three Little Pigs*. Well, this exercise is about comparing that story with *The Three Little Dinosaurs*. Find a copy of *The Three Little Pigs* in your classroom or library and read it with a friend or your family. Use the diagram below to compare and contrast it with the story of *The Three Little Dinosaurs*. In the top square, list things about *The Three Little Dinosaurs* that are unique and that only happen in that book. In the bottom square, list things about *The Three Little Pigs* that are unique and only happen in that book. In the middle, where the two squares overlap, list things about the two books that are the same.

### *The Three Little Dinosaurs*



### *The Three Little Pigs*





**PELICAN PUBLISHING COMPANY**

1000 BURMASTER ST., GRETNA, LA 70053-2246 • 504-368-1175 FAX 504-368-1195

E-MAIL ADDRESS: [promo@pelicanpub.com](mailto:promo@pelicanpub.com) • WWW ADDRESS: <http://www.pelicanpub.com>

## ***THREE LITTLE DINOSAURS***

**Written and illustrated by Jim Harris**

**ACCELERATED READER PROGRAM SELECTION  
SCHOLASTIC READING COUNTS! SELECTION**

Three of the coolest dinosaurs this side of the La Brea tar pits outsmart a carnivorous T-Rex in this wry adaptation of *The Three Little Pigs*, which not only entertains children, but also teaches them that sometimes a bully will get his comeuppance.

Sent out on their own into the thick, steamy jungle, the three brachiosaur brothers soon learn to heed their mother's warning about the Rex. He's so hungry that his mouth is watering! As he rampages from one brother's house to the next, he shows that while he might be big and mean, this bully is not particularly smart. He keeps calling the brachiosaurs pigs!

This really infuriates the brothers, but what makes them even angrier is that they are being hunted just because they are small. What's even smaller, however, is the Rex's brain. It takes him years to figure out how to break into the stone house that the brothers have taken refuge in. When the stubborn, hungry Rex finally does manage to destroy the house, he is shocked to learn what bullies so often discover: that little dinosaurs (or little boys and girls) grow up to be big . . . sometimes *VERY* big!

### **ABOUT THE AUTHOR**

Jim Harris, prolific author and illustrator of numerous children's books, counts among his many prizes the coveted *Communication Arts'* Award of Excellence. His popular, critically acclaimed works include *Three Little Javelinas*, *Ten Little Dinosaurs*, and *Tuesday in Arizona* (\$15.95). The last book was written by his wife, Marian, and was published by Pelican. The author currently lives with his wife and family in New Zealand.

### **THREE LITTLE DINOSAURS**

**Written and illustrated by Jim Harris**

**32 pp. 8½ x 11 31 color illus.**

**ISBN: 1-56554-371-8 \$15.95**

**All rights held by Pelican Publishing Company, Inc.**

02/05

**Readers may order toll free from Pelican at 1-800-843-1724 or 1-888-5-PELICAN.**

For More Information, Contact the Promotion Department at 504-368-1175.

*Please send two (2) copies of any review or mention*